



## Kanopy

Watch **4** films per month. Play credits reset on the 1<sup>st</sup> of each month.  
You must be online to watch a film.





**Please note:** Streaming films uses a **large** amount of data.

- One Hour of video can use between 1-3 GB of data.
- If you have a small data plan 2GB per month then this service is not recommended
- You can stream a Film on the library's **FREE** Wi-Fi


You will need:

- An [email address](#)
- **Bunbury Library Card**
- **iPad** users **Apple ID** (iTunes email and password)  
**Android** (other tablets) **Google** Account (AKA Gmail): Username & Password

## Step 1: Install App

<p><b>Apple® Devices (ie. iPad)</b></p>  Tap "App Store" icon  Tap the magnifying Glass Type: <b>Kanopy</b>	<p><b>Android® (ie. Samsung, Levono, Huawei)</b></p>  Tap the "Play Store" icon  Tap the magnifying Glass Type: <b>Kanopy</b>
---	--


- Tap "GET" or "INSTALL"



## Step 2: Create a Kanopy Account

- Open App
- Tap "Get Started" tap "Find Library"

**Do you have a library card?**



First, find your public library. Then, enter your library card information. If you don't have one yet, we'll help you get one.

Find Library

- Type **bunbury**
- Tap Suggested: **Bunbury Public Library (WA)**
- Tap **Add library card**

- Fill in your: **Name, Email** details. **Password** can be whatever you choose, it doesn't have to be same as what you use to log into your email.
- Tap **Sign up**  
**Remember:** Your email address will be how you log into **Kanopy** from now on.


- Type in your Card Number & PIN, found on the back of your Library Card.



Don't know your PIN? It's not on your card?

- Visit the library & bring your library card.

- Tap "Save"



### Step 3: Choose a Film

#### OPTION 1: BROWSE HOMESCREEN

The home screen is a great place to pick a film. If you have used Netflix it is very similar.

- Scroll down to see a selection of the film collections
- Scroll across within each category.
  - Tap **See More>** to see all films in the category

**NB:** Featured Collections change frequently

#### OPTION 2: BROWSE ALL SUBJECTS

Dive deeper & into more specific categories & sub-categories

- Tap **menu button** 
- Tap a subject
  - Eg. Movies
- Tap sub-category
  - Eg. Comedy, Short Film, TV Series,

Go deeper

- Tap **Movies**
- Tap **World Cinema**
- Tap **See More>**
- Tap **Films from Africa**

- Tap **+ Explore** at Top-Right

#### OPTION 3: SEARCH

- Tap **Magnifying Glass** to type a search



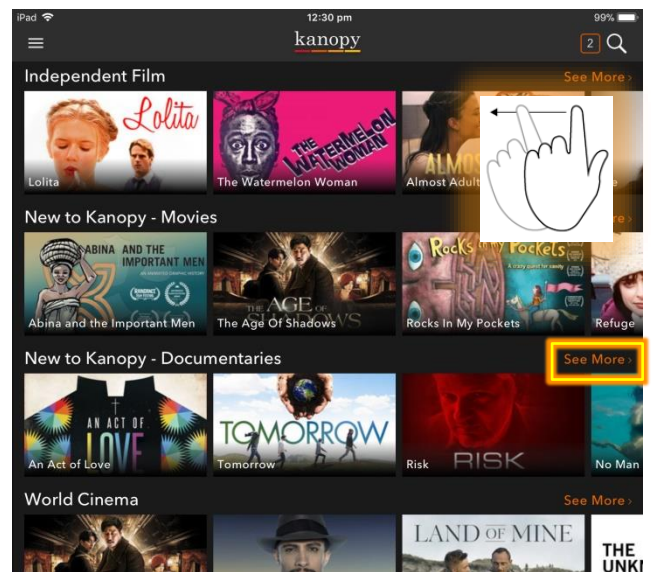
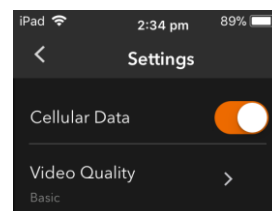
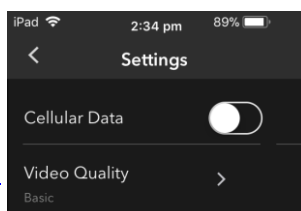
### Other Tips: Do you have limited internet?

#### HOW TO USE LESS DATA

#### Tip 1: Use Wi-Fi ONLY

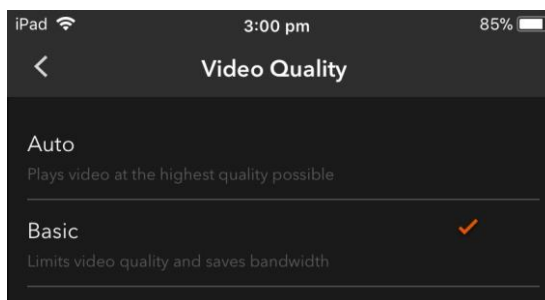
If your device has it's own internet (mobile data OR Cellular Data) decide whether to use it or only Wi-Fi.

- Tap **Menu Button**
- Tap **Settings**
- Tap **Cellular Data**



## Tip 2: LOWER VIDEO QUALITY USES LESS DATA

- Tap **Menu** Button
- Tap **Settings**
- Tap **Video Quality**



To use less data:

- Tap **Basic**

## Unlimited Collections:

- Credit-Free Viewing
- Great Courses
- Kids

## MORE HELP AVAILABLE IN THE APP

- Tap **Menu** Button
- Tap **Settings**
- Tap **Help Centre**



*Start watching some great films!*

*Teach a friend how to enjoy them too!*