

Watch **4** films per month. Play credits reset on the 1st of each month.
You must be online to watch a film.





Please note: Streaming films uses a **large** amount of data.

- One Hour of video can use between 1-3 GB of data.
- If you have a small data plan 2GB per month then this service is not recommended
- You can stream a Film on the library's **FREE** Wi-Fi


You will need:

- An [email address](#)
- **Bunbury Library Card**
- **iPad** users **Apple ID** (iTunes email and password)
Android (other tablets) **Google** Account (AKA Gmail): Username & Password

Step 1: Install App

Apple® Devices (ie. iPad)  Tap "App Store" icon  Tap the magnifying Glass Type: Kanopy	Android® (ie. Google Nexus, Samsung Galaxy)  Tap the "Play Store" icon  Tap the magnifying Glass Type: Kanopy
--	--

- Tap "GET" or "INSTALL"



Step 2: Create a Kanopy Account

- Open App
- Tap "Sign up" in the top right hand corner of the Kanopy homepage




- Fill in your: **Name**, **Email** details. **Password** can be whatever you choose, it doesn't have to be same as what you use to log into your email.
- Tap **Sign up**
Remember: Your email address will be how you log into **Kanopy** from now on.

Verify your email

- Check your email inbox for this email called **Verify your email**
- Tap **Verify my email**



- Kanopy App will open again
- Tap **Find your library**
- Type **bunbury**
- Tap Suggested: **Bunbury Public Library (WA)**
- Tap **Add library card**

- Type in your Card Number & PIN, found on the back of your Library Card.
 -  *Don't know your PIN? It's not on your card?*
 - Visit the library & bring your library card.
- Tap **"Save"**



Step 3: Choose a Film

OPTION 1: BROWSE HOMESCREEN


The home screen is a great place to pick a film.
If you have used Netflix it is very similar.

- Scroll down to see a selection of the film collections
- Scroll across within each category.
 - Tap **See More>** to see all films in the category

NB: Featured Collections change frequently

OPTION 2: BROWSE ALL SUBJECTS

Dive deeper & into more specific categories & sub-categories

- Tap **menu button** 
- Tap a subject
 - Eg. Movies
- Tap sub-category
 - Eg. Comedy, Short Film, TV Series,

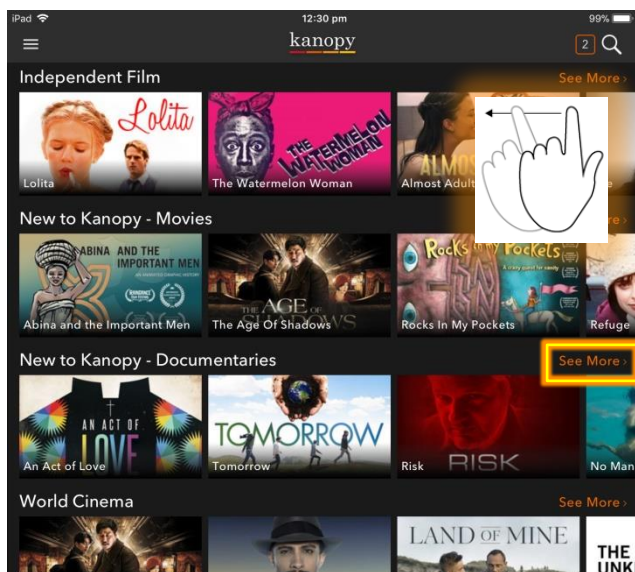
Go deeper

- Tap **Movies**
- Tap **World Cinema**
- Tap **See More>**
- Tap **Films from Africa**

- Tap **" + Explore "** at Top-Right

OPTION 3: SEARCH

- Tap **Magnifying Glass** to type a search



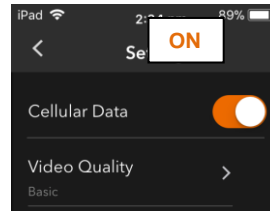
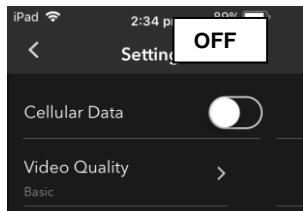
Other Tips: Do you have limited internet?

HOW TO USE LESS DATA

Tip 1: Use Wi-Fi ONLY

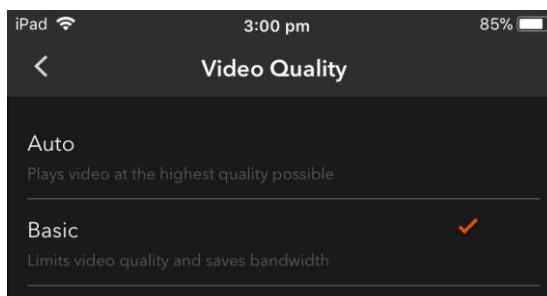
If your device has it's own internet (mobile data OR Cellular Data) decide whether to use it or only Wi-Fi.

- Tap **Menu** Button
- Tap **Settings**
- Tap **Cellular Data**



Tip 2: LOWER VIDEO QUALITY USES LESS DATA

- Tap **Menu** Button
- Tap **Settings**
- Tap **Video Quality**



To use less data:

- Tap **Basic**

MORE HELP AVAILABLE IN THE APP

- Tap **Menu** Button
- Tap **Settings**
- Tap **Help** Centre



Start watching some great films!

Teach a friend how to enjoy them too!